

# Antenna THP 08 059 S WB

Antenna THP 08 059 S WB



## General Specifications

Diameter	0.8m
Standard Colour	RAL 7035
Shroud	Low profile
Antenna Input	Interface for IEC waveguide R 70
Polarization	Single

## Mechanical Characteristics

Pole	115 mm
Elevation-fine adjustment	+/- 15 deg
Azimuth-fine adjustment	+/- 20 deg
Side struts, included	0
Side struts, optional	1
Net weight	17 Kg
Radome	Rigid plastic
Wind velocity Operational	30 m/s (with optional strut Kit 45 m/s)
Wind velocity Survival	70 m/s
Wind deflection	<0.3 times the -3 dB beamwidth
(with a wind velocity of 30 m/s)	Specified wind deflection applies for 115 mm dia mounting pipe only

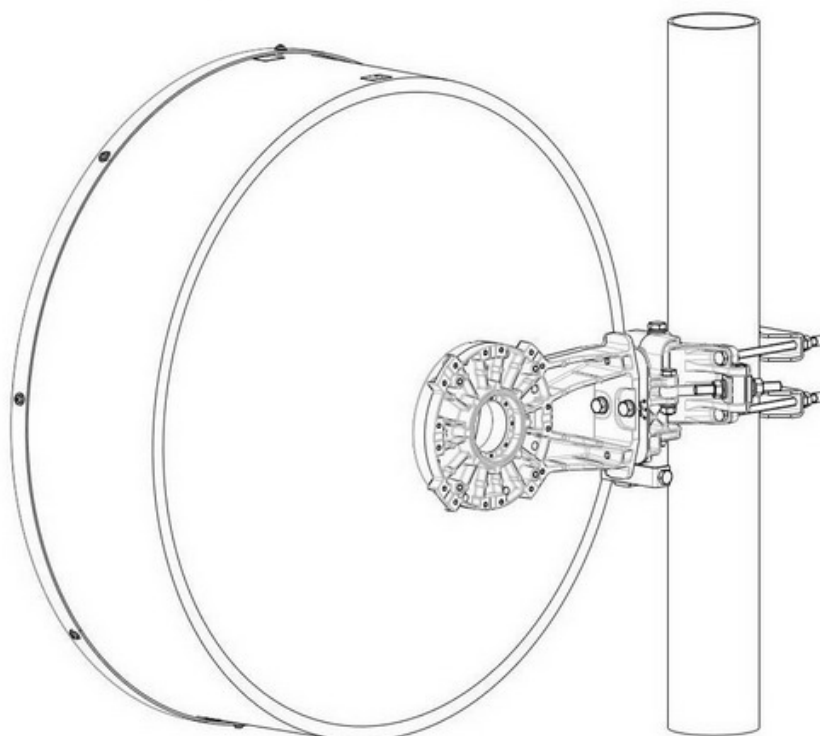
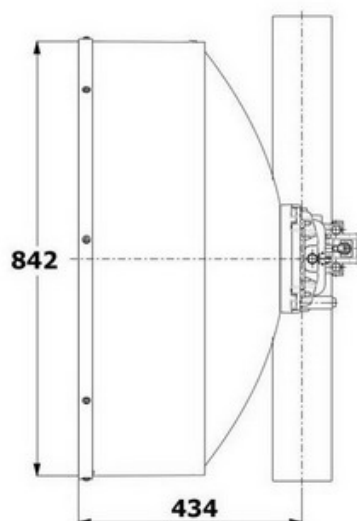
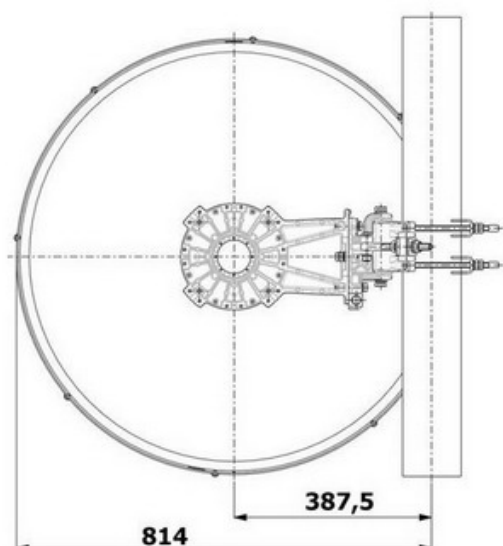
## Antenna Dimensions

(pole mount included)

Height 842 mm

Width 814 mm

Depth 434 mm



## Wind forces at wind velocity survival rating and with 25 mm (1") ice load

Axial force	2230 N
Side force	1105 N
Twisting Moment	821 N m

Maximum forces exerted on a supporting structure as a result of wind (survival rating) from the most critical direction for each parameter. These values may not occur simultaneously. All forces are referred to the mounting pipe of 115 mm diameter.

## Electrical Characteristics

Frequency range	5.925 - 7.125 GHz
Gain, low band	31.3 dBi
Gain, mid band	31.9 dBi
Gain, top band	32.7 dBi
Return Loss	17.7 dB
VSWR	1.3
HPBW	4.8°
Front to back ratio	53.0 dB
Isolation	NA
XPD	30.0 dB
Electrical Compliance	Class 2
	ETSI 302 217

## Shipping Information

Gross weight	23 Kg
Height	520 mm
Depth	920 mm
Width	930 mm

